



MY SUMMER FUN PACKET



NAME: _____

HELLO 2ND GRADE

Dear Future Second Grader,

Summer Work:

The children are to read the following books:

- Flat Stanley (the original adventure) by Jeff Brown
- Hi! Fly Guy by Ted Arnold
- (an optional book) Sammy the Seal by Syd Hoff

Please bring the Flat Stanley and Fly Guy book to school with you on the 1st day.

For Math skills continue to play First in Math and / complete the math pages in the packet.

Supplies needed for the first day of school

- a sturdy bookbag (no wheels)
- 1 red pen
- 1 yellow highlighter
- 1 small children's scissors
- 1 roll of scotch tape- replace when needed
- 5 sharpened pencils (no mechanical pencils)
- 1 box of 24 crayons
- 2 boxes of tissues
- 1 container of Clorox wipes
- 1 Jumbo Book Sock
- 1 12 inch wooden ruler (with both standard and metric measurements) ** the ruler cannot be the plastic flexible type nor solid metal
- 1 pack of white computer paper
- 1 thin coloring book for rainy/snowy indoor lunch recess
- 2 glue sticks
- 1 8 pack of thick markers (no permanent markers)
- 3 to 4 rolls of clear contact paper (to cover workbooks, copybooks and folders)
- 1 small dish towel to use as a placement

Name _____

L.1.1f – Language

I can – use frequently
occurring adjectives.

Circle all the adjectives in each sentence.


1. Kim has a pink ball.
2. I jumped in the cool pool.
3. My cat is soft and fluffy.
4. I can't find my little turtle.
5. The small dog ran the big dog away.
6. The elephant was big and slow.
7. A zebra has black and white stripes.
8. The green frog hopped in the pond.
9. Mom got me a shiny red bike.
10. The moon was bright in the sky.



Name _____

L.1.1e – Language

I can – use verbs to convey a sense of past, present, and future.



**Choose the correct verb for each sentence.
Write it on the line.**

1. The sheep are _____ over the fence.
jumping jumped

2. The rabbit _____ in his hole.
hopping hopped

3. I _____ the bus yesterday .
ride rode

4. Sam _____ me later with my homework.
will help helping

5. I _____ to school this morning.
walking walked

6. Pat _____ down the road.
skipping skipped

7. My dog _____ very loud last night.
barking barked

Name _____

I can – use end
punctuations for
sentences.

Complete the sentence by adding the correct punctuation
mark at the end of each sentence.

● Period ? - question mark ! - exclamation point



1. What time is it _____
2. Watch out _____
3. My favorite color is blue _____
4. When are we going to leave _____
5. I have a cat named Sam _____
6. We won the race _____
7. Can Kim come with us _____
8. The dog dug up the bone _____

Name

L.1.1b – Language

I can – use common, proper, and possessive nouns.

Circle the common nouns in each sentence.

1. I have a cat and a dog.
2. My teacher is very nice.
3. The baker made a pretty cake.
4. I went to the lake to swim.
5. My mother made cookies for me.
6. I went to the park by my school .
7. I saw two birds in a tree.
8. I flew my kite in the sky.
9. My sister has a doll.
10. I have two blankets on my bed



Name: _____

Date: _____

BEACH ABC ORDER



Directions: Put the words into alphabetical order.

1.	
2.	
3.	
4.	
5.	
6.	
7.	
8.	
9.	
10.	

beach

waves

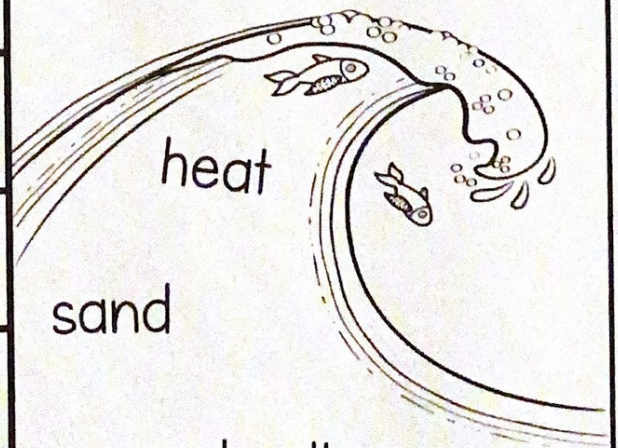
popsicle

fish

crab

treat

vacation



heat

sand

umbrella

Name _____

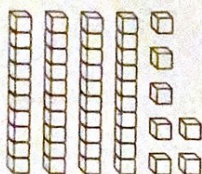
Checkpoint

Concepts and Skills

Write how many tens and ones.

Write the number in two ways.


1.



_____ tens and _____ ones


_____ + _____

2.



_____ tens and _____ one


_____ + _____

Use your MathBoard and .

Draw to complete the quick picture.


Write how many hundreds, tens, and ones.

3. 154



hundreds	tens	ones
_____	_____	_____

4. 128



hundreds	tens	ones
_____	_____	_____

Name _____

Checkpoint

Concepts and Skills

Follow the rule to complete each table.

1.

Add 3	
2	
4	
6	
8	

2.

Subtract 7	
10	
12	
13	
14	

3.


Add 6	
10	
9	
8	
7	

4.

Subtract 6	
15	
14	
13	
12	



Write the numbers and compare. Write $>$, $<$, or $=$.

5.



— ○ —

6.



— ○ —

Compare the numbers using $>$, $<$, or $=$.

7. 175 ○ 175

9. 189 ○ 188

11. 157 ○ 157

8. 163 ○ 173

10. 142 ○ 158

12. 185 ○ 180

13. Which comparison is correct?

☐ $132 > 131$

☐ $131 = 132$

☐ $131 > 132$

Name _____

Checkpoint

Concepts and Skills

Follow the rule to complete each table.

1.

Add 3	
2	
4	
6	
8	

2.

Subtract 7	
10	
12	
13	
14	

3.

Add 6	
10	
9	
8	
7	

4.

Subtract 6	
15	
14	
13	
12	

Use strategies to find the sums. Circle any strategy you use.

5. $\begin{array}{r} 4 \\ 3 \\ +4 \\ \hline \end{array}$ make a 10
doubles
count on

6. $\begin{array}{r} 3 \\ 7 \\ +5 \\ \hline \end{array}$ make a 10
doubles
count on

Add. Write the sum.

7. $\begin{array}{r} 32 \\ +14 \\ \hline \end{array}$

8. $\begin{array}{r} 52 \\ +46 \\ \hline \end{array}$

9. $\begin{array}{r} 18 \\ +21 \\ \hline \end{array}$

10. $\begin{array}{r} 43 \\ +35 \\ \hline \end{array}$

Use your MathBoard and . Make equal groups.
Complete the addition sentence.

	Number of Equal Groups	Number in Each Group	How many in all?
11.	3	2	$\underline{\quad} + \underline{\quad} + \underline{\quad} = \underline{\quad}$
12.	2	4	$\underline{\quad} + \underline{\quad} = \underline{\quad}$

13. Choose the way to model the problem.

James has 4 letters. He puts 2 stamps on each letter.
How many stamps does he use in all?

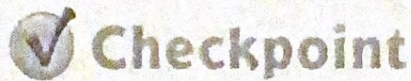
☐ 2 groups of 4 stamps

☐ 4 groups of 4 stamps

☐ 2 groups of 2 stamps




















☐ 4 groups of 2 stamps


Name _____



Concepts and Skills


Use the picture graph to answer Exercises 1 and 2.

Our Favorite Fruit									
	apple								
	banana								
	orange								

Each  stands for 1 child.

1. How many children choose an orange? _____
2. Which fruit was chosen most often? _____

Use the bar graph to answer Exercises 3 and 4.



3. Which pet did most children choose? _____
4. How many more children chose a cat than a bird?

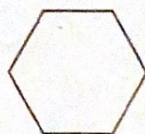


5. Take a survey. Ask 8 classmates which sport is their favorite. Use tally marks to show their answers.

Our Favorite Sport	
Sport	Tally
baseball	
football	
soccer	

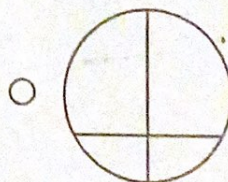


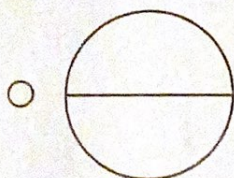
6. Did more children choose baseball or soccer? _____

Circle to answer the question. Then write the shape name.

7. Which shape has 4 vertices?



8. Which shape shows fourths?




BOOK REPORT

Name: _____ Date: _____

Title: Flat Stanley

Author: _____



Who are the main characters?


Setting (When and where does the story take place?)

Draw your favorite part of the story.

A large rectangular area enclosed by a dotted line, intended for a child to draw their favorite part of the story.

BOOK REPORT

Name: _____ Date: _____



Title: _____

Author: _____

Draw your favorite part of the story.

Write a summary of the book.
